


ARMOR CASE "BLOCK ACTIVE"



1. GENERAL INFORMATION


Dear customer,

Thank you for purchasing our product. In the following, we will show you which things should be noted during the use.


Should you encounter any unexpected problems, do not hesitate to contact us.

2. ASSEMBLY


1. Stick the heat-conducting pad on the Raspberry Pi 4 like shown in the following picture. It is important that you remove the transparent film from the pads beforehand.



2. Now, screw tight the cooling fans with the screws with the narrow head with the help of the allen key included in the scope of delivery.




3. Put the top of the case onto the Raspberry Pi 4.




4. Now, turn the Raspberry Pi 4 with the top around, put the bottom part onto it and screw the case tight at the bottom with the screws with the thicker head.



5. Connect the cooling fans with the Raspberry Pi 4. Please note, that the red cable must be connected with pin 4 (5V) and the black cable with pin 6 (GND).



6. The case is now completely mounted.



3. OTHER INFORMATION

Our Information and Take-back Obligations according to the German Electronic Law (ElektroG)



Symbol on Electrical and Electronic Products:

This crossed-out bin means that electrical and electronic products do not belong into the household waste. You must hand over your old appliance to a registration place. Before you can hand over the old appliance, you must remove used batteries and replacement batteries which are not enclosed by the device.

Return Options:

As the end user, you can hand over your old appliance (which has essentially the same functions as the new one bought with us) free of charge for disposal with the purchase of a new device.

Small devices, which do not have outer dimensions bigger than 25 cm can be handed in for disposal independently of the purchase of a new product in normal household quantities.

1. Possibility of return at our company location during our opening hours

SIMAC Electronics GmbH, Pascalstr. 8, D-47506 Neukirchen-Vluyn

2. Possibility of return nearby

We will send you a parcel stamp with which you can send us your old appliance free of charge. For this possibility, please contact us via e-mail at service@joy-it.net or via telephone.

4. SUPPORT

If any questions remained open or problems may arise after your purchase, we are available by e-mail, telephone and ticket support system to answer these.

E-Mail: service@joy-it.net

Ticket-system: <http://support.joy-it.net>

Telephone: +49 (0)2845 9360 – 50 (Mon. - Thur.: 10:00 - 17:00 o'clock)